


PROCEDURE TO CREATE E- NACH

1


The screenshot shows the JETCCS ENACH Creation Portal interface. It features three input fields: 'JETCCS Member Number' containing '2832', 'Date of Birth (yyyy-mm-dd)' containing '1978-11-01', and 'Enter Captcha' containing '8504'. A captcha verification box below shows the correct captcha '8504'. At the bottom, there are 'SUBMIT' and 'CLOSE' buttons.



Please click the link and provide JETCCS Membership No, Date of Birth in (YYYY-MM-DD) format and captcha

2


The screenshot shows the JETCCS ENACH Creation Portal interface. It features four input fields: 'JETCCS Member Number' containing '2832', 'Date of Birth (yyyy-mm-dd)' containing '1978-11-01', 'Member Name' containing 'PARTHA PRATIM DAN', and 'Please provide the OTP send to your mobile 943xxxxx37'. Below the OTP field, there is a text box with the label 'ENTER OTP SEND TO YOUR MOBILE' which is circled in red. At the bottom, there are 'SUBMIT' and 'CLOSE' buttons.



Please provide the OTP received in your registered Mobile No

3

The screenshot shows the JETCCS ENACH Creation Portal interface. It features two input fields: 'JETCCS Member Number' containing '2832' and 'Member Name' containing 'PARTHA PRATIM DAN'. Below these fields is a section titled 'Previous NACH Information' which displays the following details: 'A/C Holder name : PARTHA PRATIM DAN', 'Existing UMRN : SBIN000000000000000000', 'Max Amount : 29500.00 , Start Date : 29-Sep-2019', 'Status : Final Approved , Frequency : ADHO', 'Bank : State Bank Of India', 'Branch : JADAVPUR-UNIVERSITY', 'MICR No. : 000000000 , IFSC Code : SBIN000000000', 'Mobile , Email :', and 'Reject Reason :'. At the bottom, there is a green button labeled 'Modify NACH' which is circled in red, and a 'CLOSE' button below it.



Please Click in Modify NACH or Create New NACH

4

PARTHA PRATIM DAN

Max Amount 50000

Bank Name
STATE BANK OF INDIA

Branch Name
JADAVPUR UNIVERSITY

Account Number
15075002202

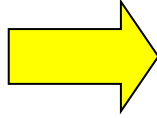
Account Holder Name
PARTHA PRATIM DAN

Account Type Saving

Mobile Number
9432033337

Email Id
PARTHA.DAN@GMAIL.COM

Proceed



Select Max Amount (i.e. 50000),
Account type, Provide Mobile No
and Email ID


5

JETCCS

JETCCS ENACH Creation Portal

Authorize e-Mandate

GO BACK



Click " Authorize e-Mandate" link

6

State Bank of India

Netbanking

Debit Card

Account Number
1407000000000000

Account Holder Name
PARTHA PRATIM DAN

Account Type
Saving

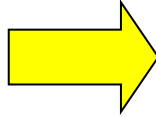
Phone Number

Mobile Number
9 1000000000

PAN
AHC100000000

Email ID
partha.dan@gmail.com

Register Now



1. Please select your bank in which you like to create E-NACH
2. Authenticate using Netbanking or Debit Card
3. Please provide Account details or card details
4. Provide mobile No, Email ID and PAN
5. Click 'Register Now' tab
6. You will be redirected to bank website

7

mandate

29-Dec-2021 [05:02 PM IST]


✓ Mandate Authorization Successful

Account Details

UMRN No.	SBIN7010000000000000
Third party Reference No.	17a7d6fa370000000000000000000000
SBI Reference No.	TM0000000000000000
Status	Success
Status Description	Request accepted Successfully


Do not refresh or close the browser. Click here to return back to the E mandate site. Else, you will be automatically redirected to E mandate site in 10 seconds.

© Copyright SBI



After successful validation on respective bank's website, it will be shown "Mandate Authorization Successful" by your bank

8



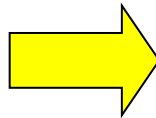
JETCCS ENACH Creation Portal

JETCCS Member Number :
2832

Member Name
PARTHA PRATIM DAN

Bank Response Information

TXN Status (Code) : success (0300)
TXN Error msg : NA
TXN ID : 7000904941
TXN Date : 29-12-2021 17:01:06
Reference ID : JETCCS/e-NACH/88



After successful validation by your bank you will be redirected to JETCCS website.

Your e-mandate is now created successfully.

For any query, please call JE(T)CCS Ltd office at 033-2228-3434